

Janet T. Mills
Governor

Sara Gagné-Holmes
Commissioner



Maine Department of Health and Human Services
Maine Center for Disease Control and Prevention
11 State House Station
286 Water Street
Augusta, Maine 04333-0011
Tel; (207) 287-8016; Fax (207) 287-2887
TTY: Dial 711 (Maine Relay)

Maine Immunization Program
Tel. (207) 287-3746
Fax (207) 287-8127

2025-2026 Post-Secondary School Immunization Assessment Report

The Maine Immunization Program conducts an annual immunization assessment of State of Maine Post-Secondary Schools. Rules pursuant to [Post-Secondary School Immunization Rule](#) requires each designated Post-Secondary School in the State of Maine to require proof of immunization or documented immunity against Measles, Mumps, Rubella, Tetanus and Diphtheria from all full-time and part-time degree seeking students. It also requires the chief administrative officer to submit a summary report on the immunization status of their students to the Maine Center for Disease Control.

The 2025-2026 Post-Secondary School Immunization Survey was conducted online from October 2025 to December 2025. The vaccination data reported by all schools was analyzed and a summary table was generated (Table 1). Graphical representations of these results by vaccine type can be found on the following pages (Figures 1-5). These vaccination rates do not include distance education students, as they are not required to be vaccinated.

Vaccination is the most effective and efficient way to ensure that students and their family members, particularly those who are immunocompromised, are protected against these vaccine preventable diseases. This is perhaps one of the most important reasons why it would be advantageous for these educational institutions to meet all requirements of the Maine Immunization Post-Secondary School law and to help reach the goal of the Maine Immunization Program to bring the state vaccine coverage rate for each of these vaccines to 100%.

Table 1: Exemption and Immunization Rates by Individual Vaccine

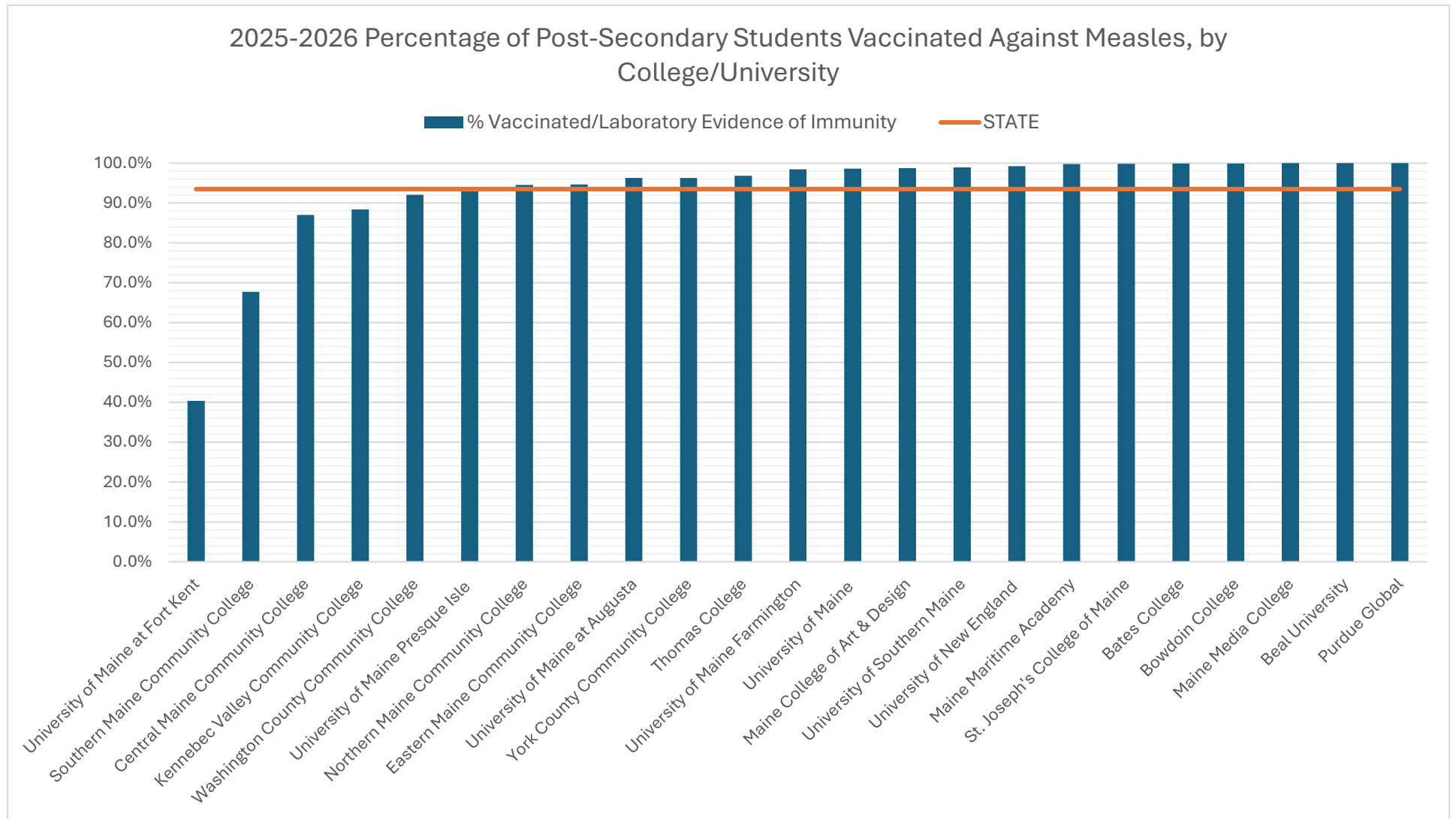
2025-2026 Post-Secondary School Exemption and Immunization Rates by Individual Vaccine, Statewide				
Vaccine	Number of Students Requiring Vaccination*	Vaccinated/Laboratory Evidence of Immunity	Medical Exemptions	Incomplete Records Non-Compliant
Diphtheria	34,993	92.2%	0.2%	7.7%
Tetanus	34,993	92.2%	0.2%	7.7%
Measles	34,993	93.5%	0.2%	6.3%
Mumps	34,993	93.5%	0.2%	6.3%
Rubella	34,993	93.5%	0.2%	6.3%

**Does not include distance education students*

Survey Caveats

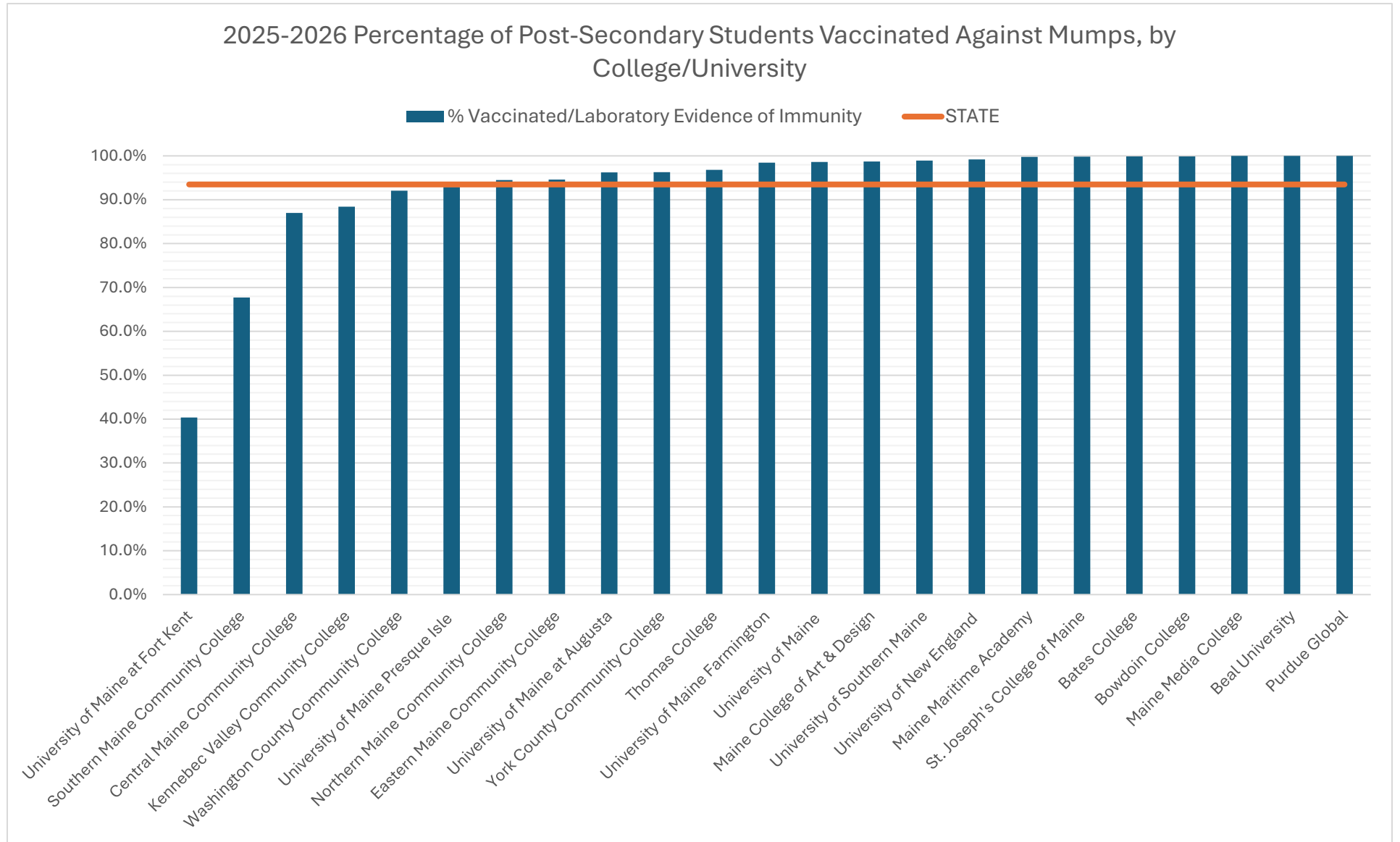
- Data is not inclusive of all state of Maine facilities.
 - Letters were mailed to post-secondary schools, and addresses were collected from the school's website.
 - Of 37 letters mailed, 24 responses were received.
 - Incomplete data and duplicates were removed.
- Facilities self-reported via online survey. If a facility was unable to complete it online, a PDF version of the survey was submitted via email.
- No Protected Health Data (PHI) was collected or reported.
- The Maine Immunization Program is only responsible for the data reported; any non-compliance issues/questions will be addressed by the school's chief administrative officer.

Figure 1: Measles Vaccination Rate by College/University



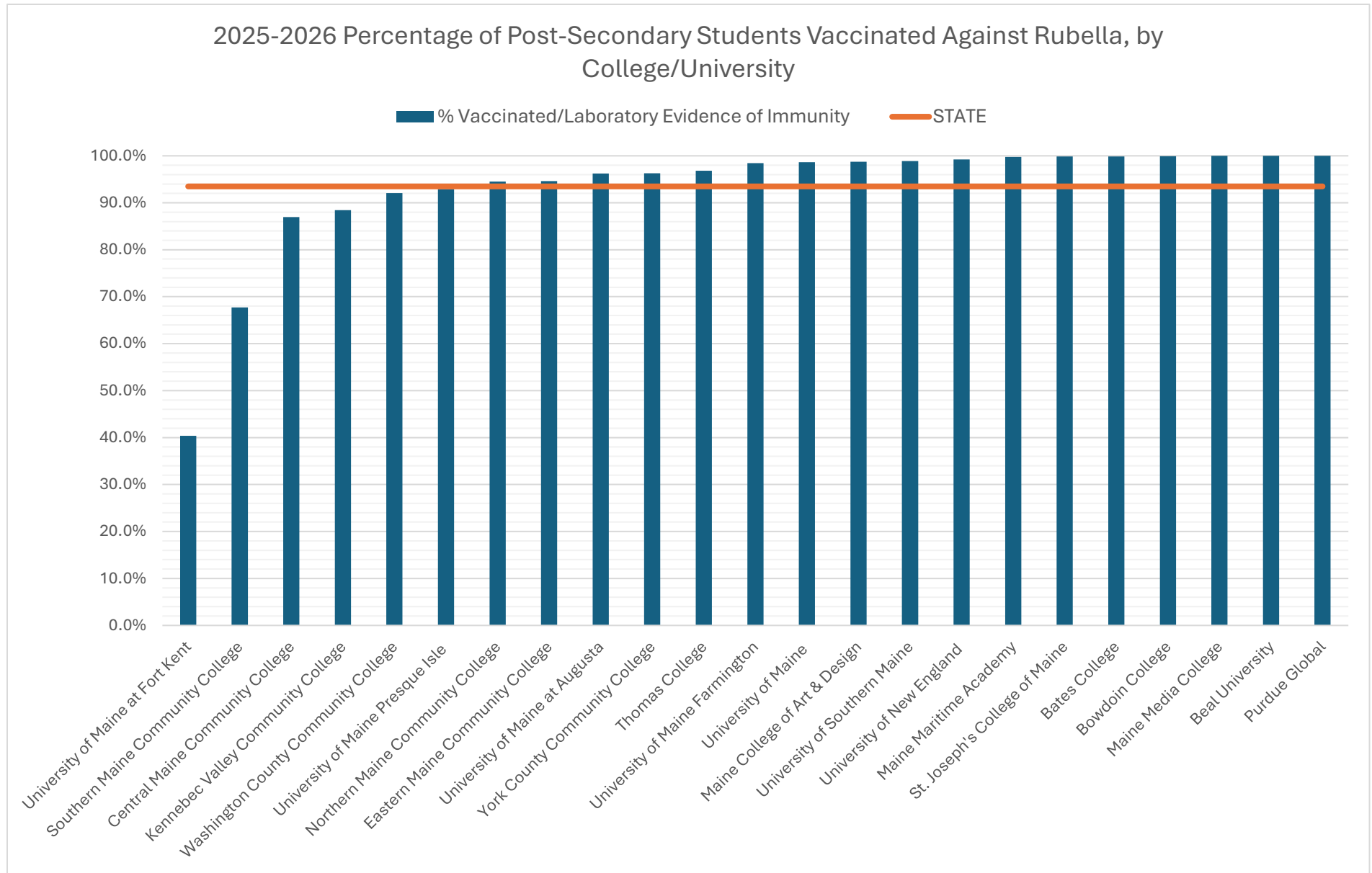
The bars in the graph above represent the percent of post-secondary students who attend in-person and are immune to measles by vaccination or have laboratory evidence of immunity.

Figure 2: Mumps Vaccination Rate by College/University



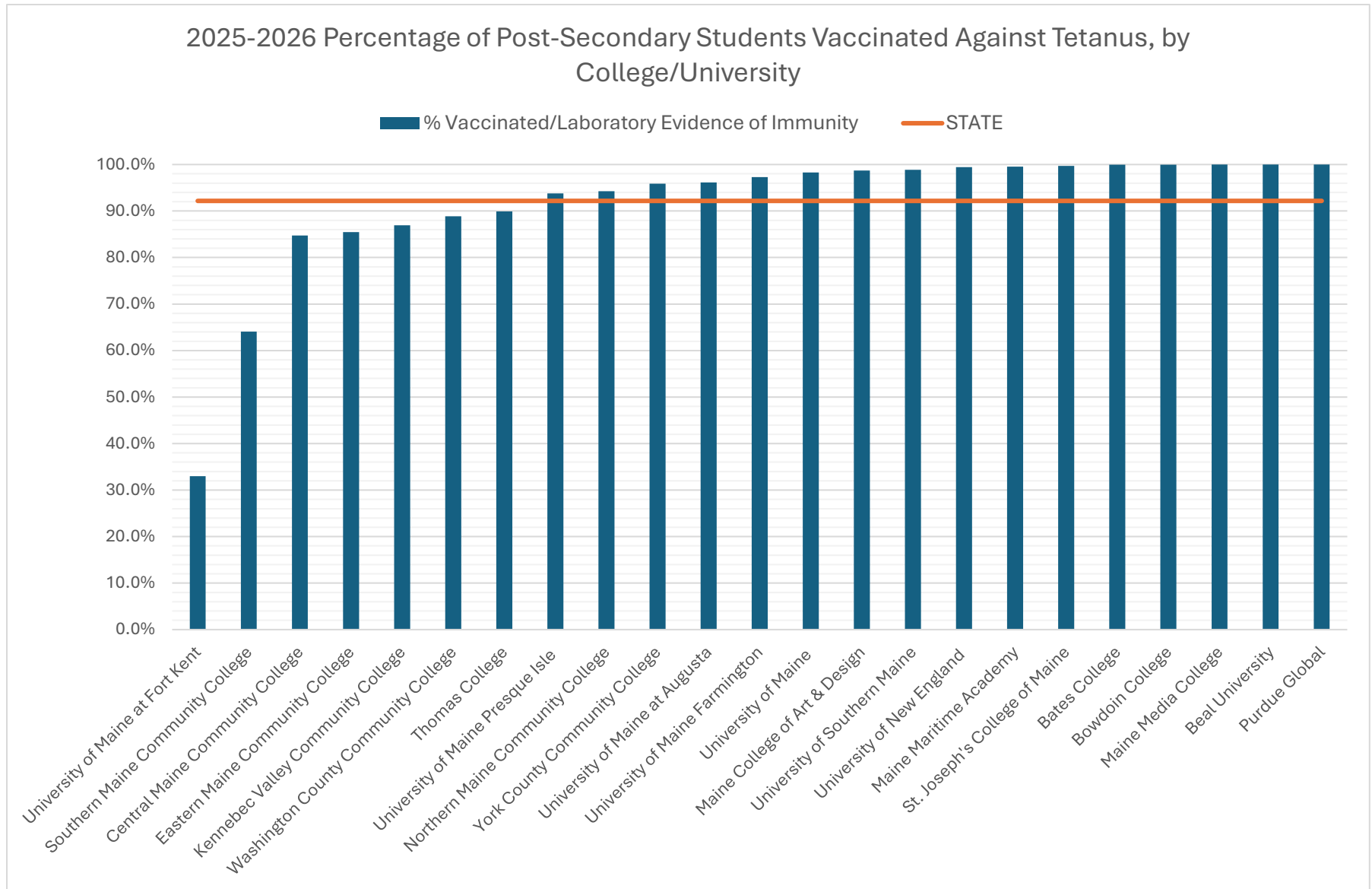
The bars in the graph above represent the percent of post-secondary students who attend in-person and are immune to mumps by vaccination or have laboratory evidence of immunity.

Figure 3: Rubella Vaccination Rate by College/University



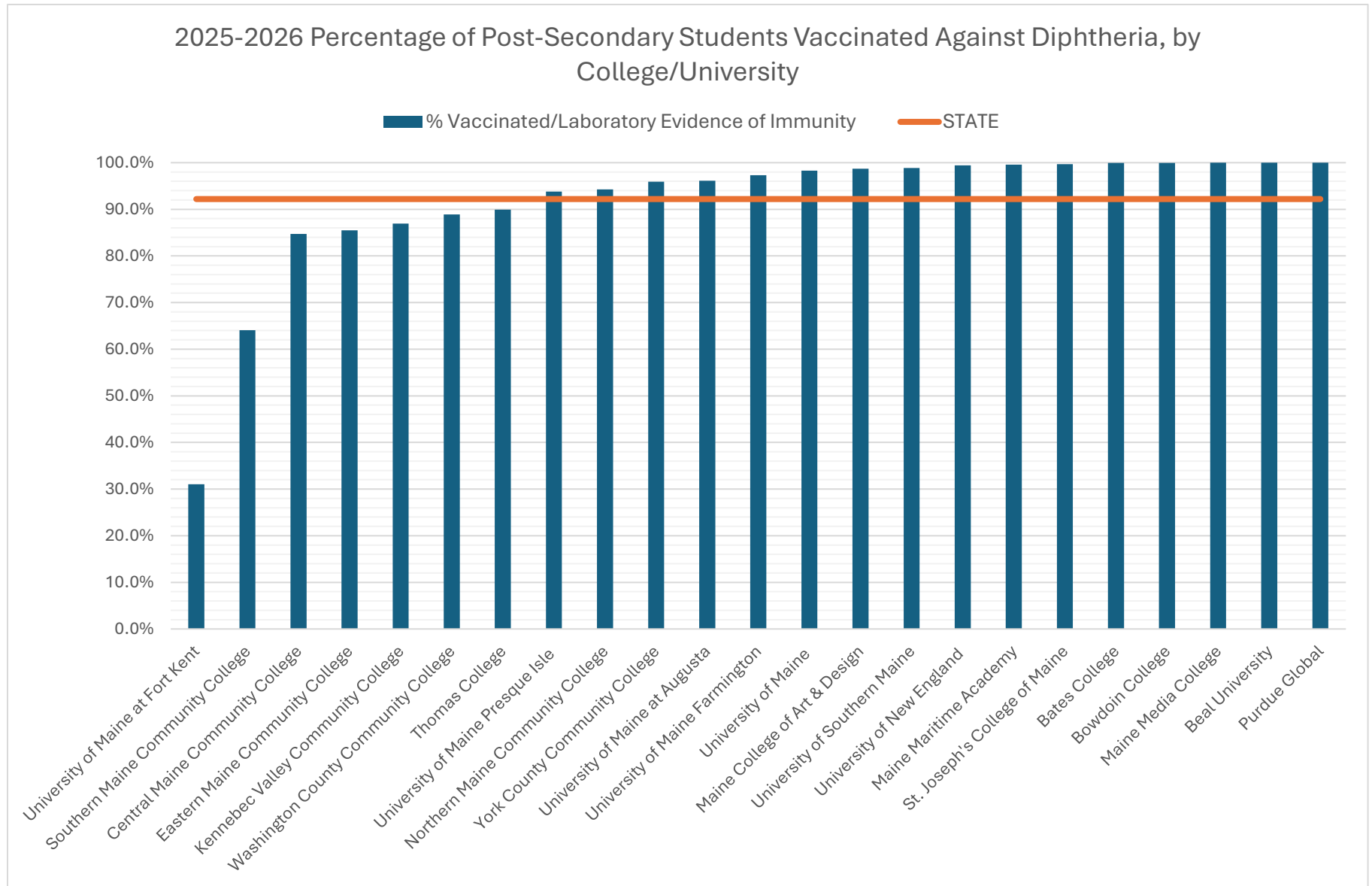
The bars in the graph above represent the percent of post-secondary students who attend in-person and are immune to rubella by vaccination or have laboratory evidence of immunity.

Figure 4: Tetanus Vaccination Rate by College/University



The bars in the graph above represent the percent of post-secondary students who attend in-person and are immune to tetanus by vaccination or have laboratory evidence of immunity.

Figure 5: Diphtheria Vaccination Rate by College/University



The bars in the graph above represent the percent of post-secondary students who attend in-person and are immune to diphtheria by vaccination or have laboratory evidence of immunity.